


Always Twins


Story Hour Kit



Story Hour activities for ages 3-6 featuring a treasure hunt, puppets and daisy chains to celebrate the picture book **Always Twins** by Teri Weidner (Holiday House)

Always Twins: Story Hour Kit

About the Book



Always Twins

Written & Illustrated by Teri Weidner

Published by Holiday House

ISBN-13: 9780823431595

Publication date: 1/30/2015

Ages 2-5

“You two are just alike!” everyone tells duckling twins Olivia and Lily. But while Olivia likes to “jump in the mud,” run around, and quack so everyone can hear, Lily prefers studying and daydreaming. These different activities don’t always work well together, and eventually the twins grow annoyed by their differences and head off in opposite directions.

But the twins can’t stand to be apart for long. Lily comes looking for Olivia, only to find her stuck in a tree. An adventure ensues that ends in a frightening tumble. Finally safe, the twins realize that while sometimes they are the same and sometimes they are different, one thing is certain: they are “always twins.”

About the Story Hour Kit

This Story Hour Kit is designed for libraries, bookstores, PreK-Grade 1 classrooms, and families with kids ages 2-6.

In the picture book, twins Lily and Olivia, who are seen by everyone as “just alike” have an argument about their differences. While they both stomp off, Olivia strays a bit too far and Lily has to go search for her twin.

Treasure Hunt. This kit offers templates of Olivia and Lily that can be cut and folded to serve both as standees and hand puppets. With the Lily puppet on their hand, story hour kids search for one of the Olivia standees/puppets that you have hidden in your space. Once both ducklings are reunited, the black and white ducklings can be colored and otherwise decorated.


Daisy Chains. Lily is a daydreamer while Olivia likes to run and jump in the mud. You can tell the twins apart by their behavior but also by the fact that Lily likes to wear daisy chains. The kit includes instructions on making daisy chains indoors or outdoors.

Author and illustrator, Teri Weidner has other story hour and classroom tools on her website www.AlwaysTwins.com including free, reproducible **bookmarks, felt board images, coloring sheets** and **other activities**. *All illustrations in this kit are © 2015 by Teri Weidner. All rights reserved.* These activities were created by Curious City with Teri Weidner. Find more Story Hour Kits at www.CuriousCityDPW.com.

Always Twins: Story Hour Kit

Praise for the Book

"In this picture book... watercolor-and-colored-pencil artwork in a soft palette shows the ducklings' anger, fear and love in ways that young children can identify. Large-print text also helps emergent readers follow along. Although obviously fitting for twins, the story's themes can easily apply to other siblings and friends as well." —Kirkus Reviews



About the Author & Illustrator

Teri Weidner has illustrated more than 20 children's books. She's put pictures to stories written by many wonderful authors, including Margaret Wise Brown and Jan Karon.

Always Twins is the first book she's also written. Teri lives in Portsmouth, NH with her husband Chris Dahlen, their son Nick, Phinneas the cat, and several fish, who have all served as models at one point or another.

Always Twins Story Hour

What You Might Prepare - One Month in Advance of the Event

___ Locate a copy of the picture book **Always Twins**, written and illustrated by Teri Weidner (Holiday House). If you are offering books for sale, contact your local bookstore or wholesaler.

___ If you are doing an event for the public, copy and display the Story Hour Poster in this kit, hand it out in your community, and include it in a display of books illustrated by Teri Weidner and/or books about ducks and twins.

___ List the event in newsletters and online calendars with copy such as:

In the **Always Twins** picture book by Teri Weidner (Holiday House) Olivia and Lily are duckling twins and everyone says they are "just alike." We will read about a day when their differences send them stomping off in opposite directions. When Olivia goes just a little too far from her sister, we will help reunite the "always twins" with a treasure hunt and hand puppet craft. Best for ages 3-6, but all are welcome.

___ Consider inviting local twins or multiples groups to story hour.

___ Lily wears a daisy chain around her neck. Would you like to make daisy chains with your story hour kids? Decide between silk daisies from a craft store or real daisies from a flower shop. Real daisy chains (made in meadows) are created by making slits in the stems and threading daisies through the slits. Silk or even florist daisies have stems that are not easily cut. Twisty ties make perfectly serviceable connectors of daisies. There is a reproducible daisy chain sheet in this kit if you want to encourage, but not actually make chains.

Always Twins: Story Hour Kit

Always Twins Story Hour (cont.)

What You Might Prepare - One Week or More in Advance of the Event:

___ Print the Olivia and Lily Standees & Hand Puppets on regular paper. You will need a set of ducklings for each anticipated participant.

___ Cut, fold, and tape the standees/puppets per the instructions on the sheets. See how the cut-outs can both stand on their own and be slid onto your fingers as puppets!

___ Place Olivia and Lily into separate bags or boxes for later retrieval.

___ Make sure you have enough crayons and other art supplies for children to color in their ducklings.

What You Might Do - The Day of the Event

Getting Ready

___ Olivia strays a little too far from her sister and Lily has to go looking for her. Stand Olivias up on shelves and other surfaces in your space.

___ Place the bag or box of Lilys near your story hour chair.

___ Place your crayons and other art supplies on your craft table for all to share.

___ Place your daisies and twisty ties on your craft table for all to share.



Read Aloud & Activity

___ Read aloud the picture book **Always Twins**, written and illustrated by Teri Weidner (Holiday House).

___ Transition to the treasure hunt for the lost Olivia and craft by saying something like this:

What did you think of the ducklings Olivia and Lily? How are they different? How are they the same?

*Do you sometimes get frustrated or angry with your sister, brother or friend?
[Show spread 7 with "...and the twins got mad."]*

Always Twins: Story Hour Kit

Always Twins Story Hour (cont.)

It is okay to get frustrated with them sometimes, but it always helps if your argument ends with a hug.

[Show spread 11 with twins hugging.]

Do you remember when Olivia was lost? Did Lily go looking for her? Do you want to pretend to be Lily and find lost Olivia?


I am going to put Lily in your hands. You can tell she is Lily because Lily likes to wear a daisy chain around her duckling neck. Later, you can also make a daisy chain with me.


[Demonstrate how Lily can slide onto their hand like a puppet.]

Take Lily with you and have her call, "Olivia, Olivia!" until you find an Olivia to match your Lily. Come back and show me and we will color your ducklings!

__ Meet your story hour kids at the craft table and encourage them to color and decorate their ducklings.


__ Lead kids and families in the creation of daisy chains and/or hand them Lily's Daisy Chain sheet.





Puppet Making!


Treasure Hunt!



Story Hour!

When:

Where:



ALWAYS TWINS Story Hour Kit: *Lily Standee & Hand Puppet*

1. Print this sheet on regular paper.
2. Cut along the solid lines including following the horizontal lines to the edge of the paper.
3. Fold back along the dotted lines.
4. Circle the back flaps together (with the writing on the outer flap). Secure the flaps with tape when the inner flap touches the fold line.
5. Set Lily aside to hand out to kids after your **Always Twins** read aloud!



ALWAYS TWINS
A Picture Book
By Teri Weidner
Holiday House

More Lily & Olivia Activities:
AlwaysTwins.com

More Picture Book Activities:
CuriousCityDPW.com



ALWAYS TWINS Story Hour Kit: *Olivia Standee & Hand Puppet*


1. Print this sheet on regular paper.
2. Cut along the solid lines including following the horizontal lines to the edge of the paper.
3. Fold back along the dotted lines.
4. Circle the back flaps together (with the writing on the outer flap). Secure the flaps with tape when the inner flap touches the fold line.
5. Get ready to hide Olivia in your space!



ALWAYS TWINS
A Picture Book
By Teri Weidner
Holiday House

More Lily & Olivia Activities:
AlwaysTwins.com

More Picture Book Activities:
CuriousCityDPW.com




ALWAYS TWINS: Daisy Chains

In the picture book **Always Twins** by Teri Weidner (Holiday House, Inc.), the duckling Lily likes to wear a daisy chain. *Would you like to make daisy chains with your kids?*

If you find daisies in the wild, gather a small bunch. Make a small slit in a stem with your fingernail and thread the next daisy stem through the slit. Repeat until you have a chain or ring!

If you have silk daisies from a craft store or real daisies from a flower shop, you may find the stems too tough to slit. If so, twisty ties make perfectly serviceable connectors of daisies!

Find more free activities featuring the ducklings at www.AlwaysTwins.com and more picture book activities at www.CuriousCityDPW.com.



ALWAYS TWINS: Daisy Chains

In the picture book **Always Twins** by Teri Weidner (Holiday House, Inc.), the duckling Lily likes to wear a daisy chain. *Would you like to make daisy chains with your kids?*

If you find daisies in the wild, gather a small bunch. Make a small slit in a stem with your fingernail and thread the next daisy stem through the slit. Repeat until you have a chain or ring!

If you have silk daisies from a craft store or real daisies from a flower shop, you may find the stems too tough to slit. If so, twisty ties make perfectly serviceable connectors of daisies!

Find more free activities featuring the ducklings at www.AlwaysTwins.com and more picture book activities at www.CuriousCityDPW.com.